

# New

## Ultra Bright LED Tubes

- Drop-in replacement for fluorescent tubes
- Super bright, up to 1950 lumens



### Features

- ◆ Very High Efficiency
- ◆ Input voltages: 240V AC
- ◆ Long life, 50,000 to 80,000 hours under normal use
- ◆ Integrated thermal management system
- ◆ Optimized light extraction system delivers high lumen output
- ◆ 120° beam angle
- ◆ Colour rendering index: 85RA
- ◆ Beam emits no UV or Heat radiation
- ◆ Available in cool white (6000-7000K) and natural white (4000-4500K)

### 2ft (600mm) Version

- ◆ Power consumption: **8W**
- ◆ Light output: **550 - 650 lumens**

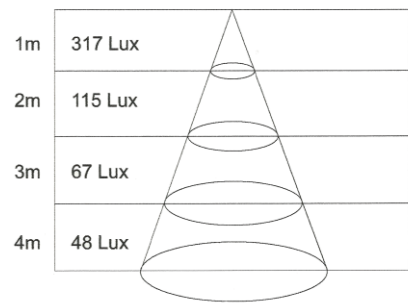
### 3ft (900mm) Version

- ◆ Power consumption: **12W**
- ◆ Light output: **1100 - 1255 lumens**

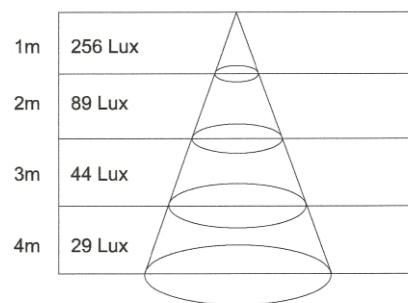
### 4ft (1200mm) Version

- ◆ Power consumption: **18W**
- ◆ Light output: **1750 - 1950 lumens**

### LED vs Fluorescent Light Output



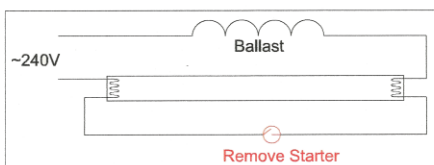
LED 1200mm (18W)



Fluorescent 1200mm (40W)

### Simple Installation

Only the starter requires removing, the ballast remains in place.



### Optional Installation (requires an electrician)

To negate the losses in the ballast, either remove or short the ballast. Also remove the starter.

